




# Activities To Do at Home

## To go with the April 19 Elementary Lesson



- Bible Story:** Lean on Me (Servant Principle) • *Philippians 2:3-8*
- Bottom Line:** Put others first because Jesus put you first.
- Memory Verse:** *Don't do anything only to get ahead. Don't do it because you are proud. Instead, be humble. Value others more than yourselves. Philippians 2:3*
- Life App:** Humility—Putting others first by giving up what you think you deserve
- Basic Truth:** I should treat others the way I want to be treated.



### Others First [Talk about God | Bible Story Review]


#### What You Do:

- Lead kids in a variation of “Mother, May I?”
- Guide kids to line up shoulder to shoulder at one end of your environment while you stand at the opposite end.
- Call out a child’s name and read a scenario from the “Others First” list below.
- For each scenario, encourage the child to tell a way they could put others first. If they’re stuck or shy, offer two alternatives and allow them to choose, or let them choose someone to answer for them.
- When they answer, say, “You can [**Bottom Line**] put others first because Jesus put you first. Choose someone else to move forward [three steps, two hops, one giant step, five baby steps, etc.]”
- The game ends when every child reaches you.
- *Variation:* Invite kids to play in pairs. This can help shy or reluctant children enjoy the game more.

**What You Say:** “What’s one way you can put others first this week? (*I can let my sister play with my toys. I can let my brother go first. I can share with others.*) [**Make It Personal**] (**Tell kids one way you’ll put others first this week, too.**) “It’s not always easy to put others first, but when you let go of what you want so that you can put others first, you’ll be doing what Jesus did, and that’s a GREAT thing! So, remember: [**Bottom Line**] put others first because Jesus put you first!”

#### Others First List

1. You see a new kid sitting alone at lunch. How could you put others first?
2. You’re waiting for the bus and you see another kid who’s cold. How could you put others first?
3. Your friend wants to play one game, but you want to play another. How could you put others first?
4. Your little brother asks to play with your favorite toy. How could you put others first?
5. Your friend is sick and missed a few days of school. How could you put others first?
6. You’re reading a book when you see your dad washing the car. How could you put others first?
7. You’re at the store and you see someone struggling to open the door. How could you put others first?
8. Make up your own scenarios based on your kids ages.



## Copy Dot [Talk about God | Bible Story Review]

**What You Need:** Bible, “Copy Dot” Activity Pages, markers

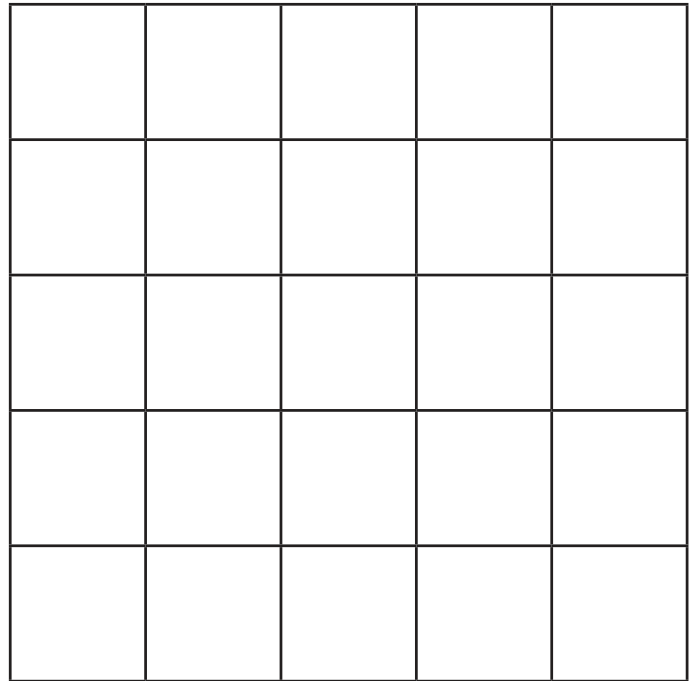
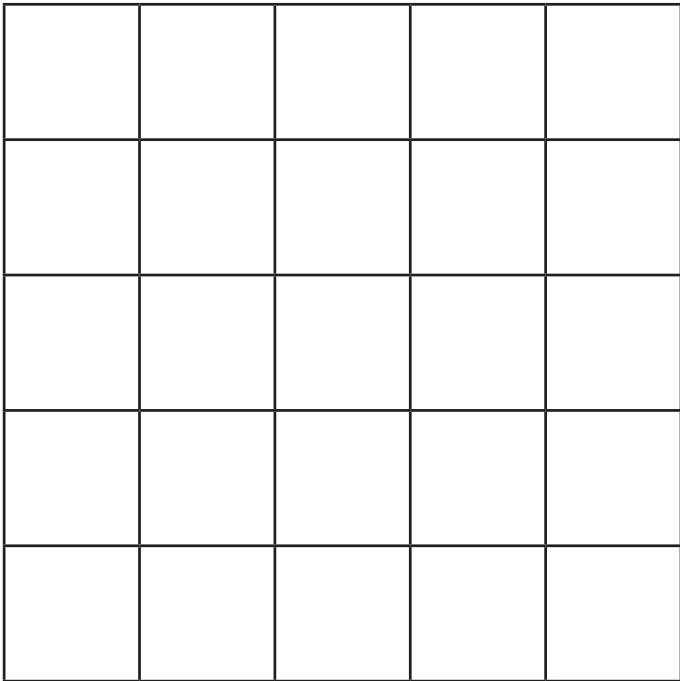
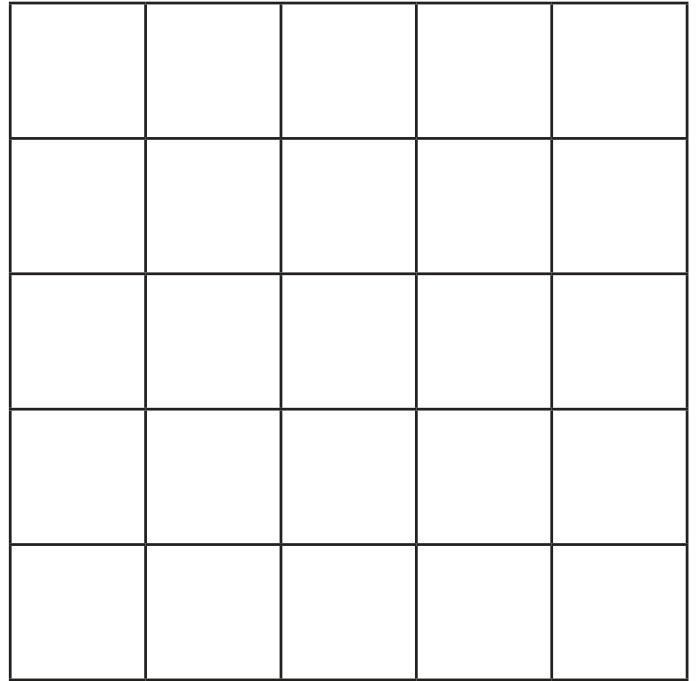
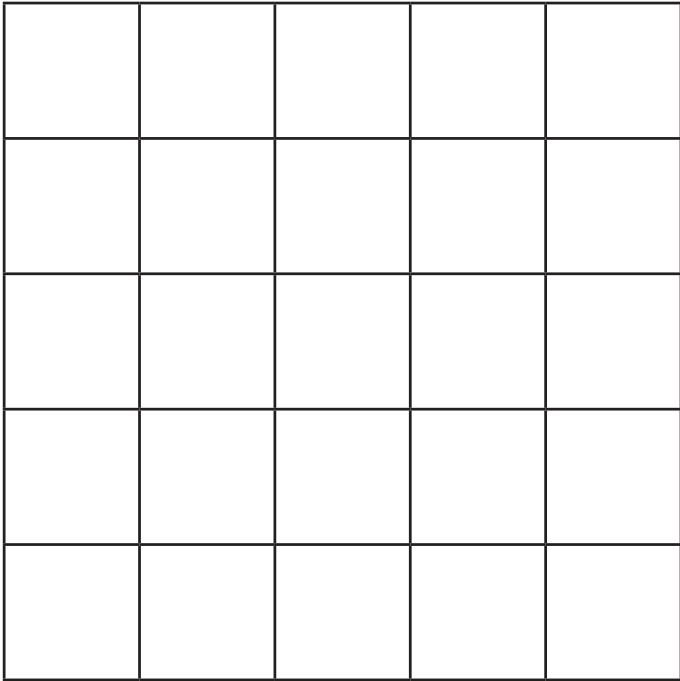
### **What You Do:**

- Tell kids to choose partners and sit back to back.
- Give each kid a “Copy Dot” Activity Page and a marker.
- Without letting their partner see what they’re drawing, tell them to draw 10 large dots in random places anywhere on the top left grid.
- Explain that, at your signal, partners can turn around and show one another their pages but for only 10 seconds. Tell them to do their best to remember where each dot is on their partner’s page.
- When time is up, direct partners to turn back around.
- Give them 10 seconds to draw from memory their partner’s pattern of dots onto the top, right grid of their page.
- After 10 seconds, tell kids to stop and compare their drawings with their partner’s original to see how closely they match.
- Read Philippians 2:3-4 aloud.
- Ask partners to sit back to back again.
- Tell them to listen as you read Philippians 2:5-8, which describes ways Jesus showed humility.
- Every time they hear an example, have them draw a dot in any square on the bottom left grid.
- Direct them to scatter the dots around the grid in random squares.
- Repeat the earlier challenge, but this time give partners only five seconds to look at one another’s pages before trying to duplicate the pattern on their own paper.
- If you have more time and Activity Pages, repeat the game two more times.
- Ask kids to talk about ways they can imitate or copy Jesus by putting others first.
- If needed, prompt the discussion by naming places they go, things they do, and people they are with.

**What You Say:** “Copying dots exactly as you saw them wasn’t easy. You had to pay close attention to the pattern so that you could remember it. Then you had to picture it in your mind as you tried to draw it. That’s a lot like following Jesus’ example.

We take a look at how Jesus did something, and then we tack it into our memory and try to duplicate it in our life. That’s not easy, is it? We usually want to look out for ourselves and put our own wants and needs ahead of others. Jesus turned those ideas upside down and gave us a different way to think and live. He wants us to copy HIM. He was humble and did things for others. Let’s remember to **[Bottom Line] put others first because Jesus put you first.**”

**Copy Dot Activity Page. Print one for each child**





## Treat Others Egg Race [Live for God | Application Activity]

**What you need:** plastic eggs, basic truth verse strips, spoons

### What You Do:

- Cut apart the basic truth verse strips and put one word strip inside each egg. Make as many sets as you have kids racing.
- Divide the kids into teams.
- Put the eggs in one big pile on the other side of the room.
- Say this month's basic truth out loud: "I should treat others the way I want to be treated" and have the kids repeat it a few times.
- Have kids stand in a line. Give the first player (if you're playing as teams) of each team a spoon.
- When you say go that player runs to the pile of eggs and puts an egg in his/her spoon. He/she runs back with the egg in the spoon (no holding the egg with a finger) and opens the egg to reveal the word.
- The goal is to get all the words in the bottom line.
- That player gives the spoon to the next player who goes to get an egg. If when opening the egg the team already has that word they put the word strip back in the egg – close the egg -- and the next player takes it back (in the spoon) and exchanges it for another egg.
- If kids are not playing as a team each player runs up and returns with an egg on his/her spoon. He/she opens the egg and if he/she already has that word he/she returns the word inside the egg back to the pile and picks up another egg.
- Play continues until the first player or team has the bottom line words in order.

Ask: While you were playing this game did you get upset when you picked up the same word and had to return it? Or when another player was faster than you or got ahead of you with collecting the words? We're you happy for the other players if they were winning or mad because you weren't winning?

Sometimes when you're playing a game, or a sport and you want to win really badly you don't treat others very well. Sometimes you taunt the other team or say things to the other players. Sometimes other people say mean things to you and you want to say mean things back. But that's not what the Bible says we should do. We always want to treat others the way we want to be treated. That's what Jesus did and he wants us to do the same.

### Basic Truth Slips. Print & cut out one set for each child

<b>I should</b>	<b>treat</b>	<b>others</b>	<b>the way</b>
<b>I want</b>	<b>to be</b>	<b>treated.</b>	

<b>I should</b>	<b>treat</b>	<b>others</b>	<b>the way</b>
<b>I want</b>	<b>to be</b>	<b>treated.</b>	